



THOUGHTFULLY DESIGNED CONCRETE COATINGS

Color Chart

WB COLORANT

For long-lasting color, combine KRETUS® WB Colorant packs with KRETUS® Acrylic Sealer WB Bases (Accent, Medium, and Deep).

	ACCENT BASE	MEDIUM BASE	DEEP BASE
CHERRYWOOD			
CORAL			
SEA BLUE			
MOSS			
LAGOON			
CHARCOAL			
STORM			
STEEL			

Colors shown are approximate. Acrylic Sealer Base selection, substrate, mix ratio, application technique, ambient temperature, and relative humidity may affect color. Sold as colorant packs only. To order a pre-blended color base or custom color, fill out KRETUS® Special Order form available at kretus.com/project-planning. Additional fees apply.






ACCENT BASE




MEDIUM BASE

DEEP BASE




SOLDIER






BEACHWOOD






MAPLE






SAHARA






SPHYNX






CLAY



SAND



DRIFTWOOD



General Mixing Guide

Ensuring uniform color: Check that product batch numbers are the same. Different batch numbers can produce slight variance in color. If different batch numbers, box product together and blend thoroughly before mixing product with other components. Always test application on site.

Mix Ratio and application: Premeasure components before combining. Add 16 oz. WB Colorant to 5 gal. Acrylic Sealer Base WB. Mix with high-speed drill for 5 minutes or until color is uniform.

DISCLAIMER: The information contained in this document is intended for use by KRETUS GROUP® qualified and trained professionals. This is not a legally binding document and does not release the specifier from his/her responsibility to apply materials correctly under the specific conditions of the construction site and the intended results of the construction process. The most current valid standards for testing and installation, acknowledged rules of technology, as well as KRETUS GROUP® technical guidelines must be adhered to at all times. The steps given in this document and other mentioned documents are critical to the success of your project.